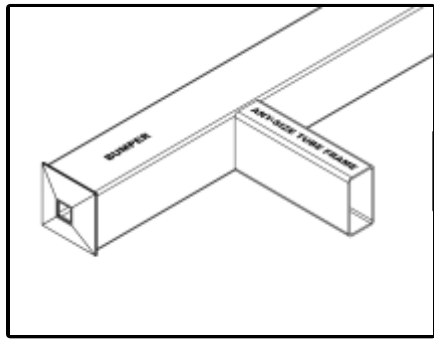


4SQUARE™ SafetyStruts™ Selection Guide

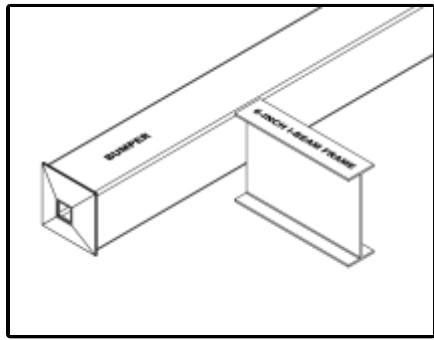
Match Frame to Correct SafetyStruts™ Type Below*



**TUBE FRAME, WELDED,
4-INCH OR TALLER**



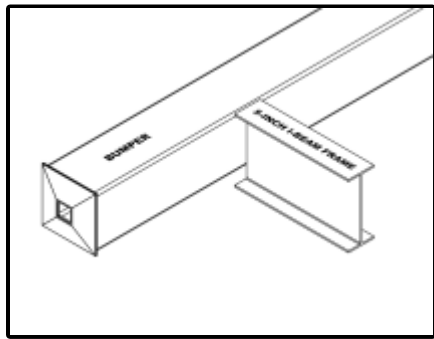
**USE TYPE SSN
(CAN SUBSTITUTE TYPE SNU)**



**I-BEAM FRAME, WELDED,
6-INCH OR TALLER**



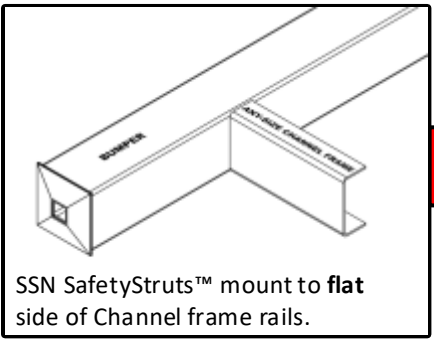
**USE TYPE SSN
(CAN SUBSTITUTE TYPE SNU)**



**I-BEAM FRAME, WELDED,
SHORTER THAN 6-INCH**



**USE TYPE SNU
(NO SUBSTITUTIONS)**

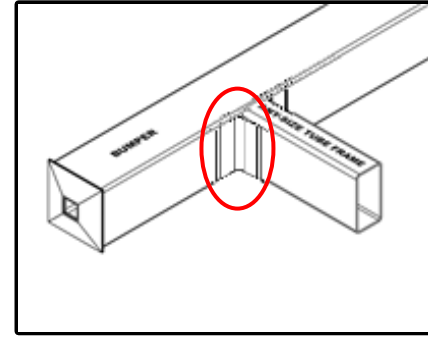


SSN SafetyStruts™ mount to flat side of Channel frame rails.

**SINGLE CHANNEL FRAME,
WELDED, ANY-SIZE**



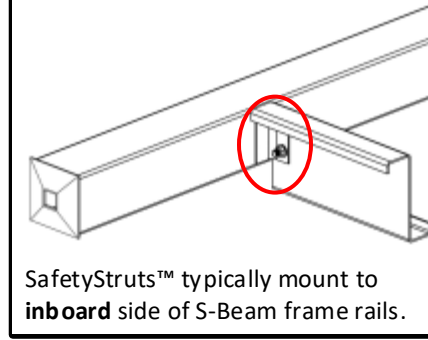
**USE TYPE SSN
(CAN SUBSTITUTE TYPE SNU)**



**TUBE FRAME, CORNER
BRACES, 4-INCH OR TALLER**



**USE TYPE SSN
(CAN SUBSTITUTE TYPE SNU)**

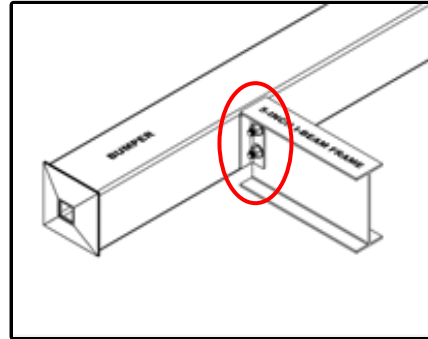


SafetyStruts™ typically mount to inboard side of S-Beam frame rails.

**S-BEAM OR I-BEAM FRAME,
BOLTED, 6-INCH OR TALLER**



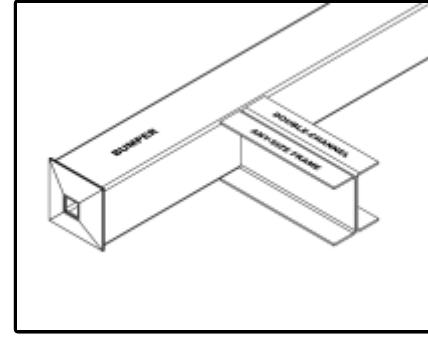
**USE TYPE SSN
(CAN SUBSTITUTE TYPE SNU)**



**I-BEAM FRAME, BOLTED,
SHORTER THAN 6-INCH**



**USE TYPE SNU
(NO SUBSTITUTIONS)**



**DOUBLE CHANNEL FRAME,
WELDED, ANY-SIZE**



**USE TYPE SNU
(NO SUBSTITUTIONS)**

* Assumes that 4-inch square bumper is mounted flush with top of frame.

STILL UNSURE? TYPE SNU fits 99% of frame types, making it a safe choice.